

RINGMASTER: GUIDE TO THE SAFER-BEDS WEBSITE

June

2009



SAFER-BEDS
COMMUNITY WEBSITE



Welcome

to Ringmaster and Safer-Beds.org

Visit <http://www.safer-beds.org> website to view:

- The latest **crime reduction** advice provided by Bedfordshire Polices Crime Reduction officers.
- Community and property marking **events** in your local area.
- A form where you can let your local SNT (Safer Neighbourhood Teams) **know your top community policing priorities** for your area.
- Find out more about **Neighbourhood Watch** and if you have a scheme in your road.
- View specifically tailored crime reduction advice and other information for the various **Watch Groups** we support.



You can also log into the Safer-beds website to:

- **View, organise, print and reply** to your Ringmaster messages.
- Edit your details and amend things like your email address, and the area for which you wish to receive messages regarding.

We also welcome your feedback and suggestions by emailing Ringmaster@bedfordshire.pnn.police.uk or by phone on 01234 275288.

A screenshot of the Safer-Beds Community Website homepage. The header features the Bedfordshire Police logo, the Safer Neighbourhood Watch logo, and the text "SAFER-BEDS COMMUNITY WEBSITE". Below the header is a navigation menu with links: Home, View Your Ringmaster Messages, Community Event Calendars, Neighbourhood Priorities, and Making Contact. The main content area is divided into three columns. The left column has a "MEMBERS" section with a "Log In Here" link and a "SAFER-BEDS" section with links to Home, Ringmaster, and Watch Groups. The middle column has a "WELCOME TO THE SAFER-BEDS COMMUNITY WEBSITE" section with a "JOIN NOW" button and a "WHAT'S ON IN YOUR AREA" section with links to "FREE Security Marking Events" and "View CAPS events in your area". The right column has a "COMMUNITY/CRIME FAQ" section and a "WHAT'S NEW" section with dates and titles: "20th May 09: Piecing Together Property Marking" and "14th May 09: Top crime methods".

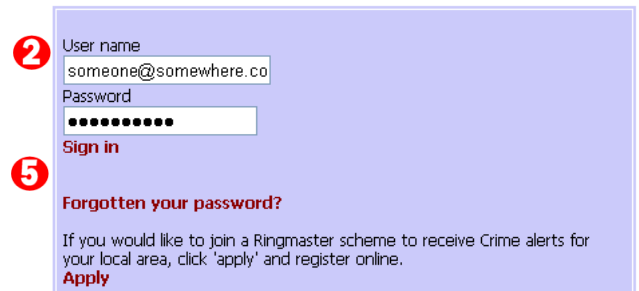
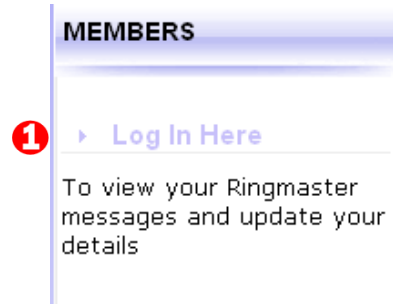
1 Logging On

You only need to login if you wish to **view your messages online** or **update your profile**.

You can view all the Ringmaster messages you have received in the last few weeks, by logging on to the website. Messages can be viewed from any computer with internet access.

Logging on

1. Click the “Log in Here” link on the left hand side of the page. A new page will appear.
2. Click the “Sign In” link. Your user will be the email address you signed up with and unless you have signed up online your password will be **ringmaster** (all lower case).
3. If this is the first time you have signed in and you didn’t sign up online, you will be required to change your password. Once your password has changed, Passwords are **case sensitive** and should be at least **8 characters long**.
4. Press the “Submit” button to continue
5. If you ever forget your password, use the “Forgotten your password?” link to retrieve it.

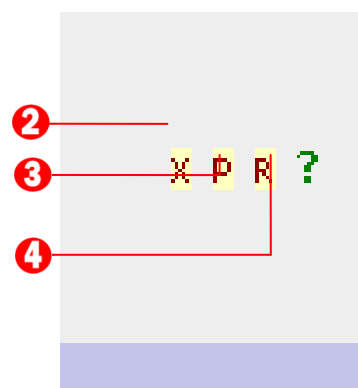
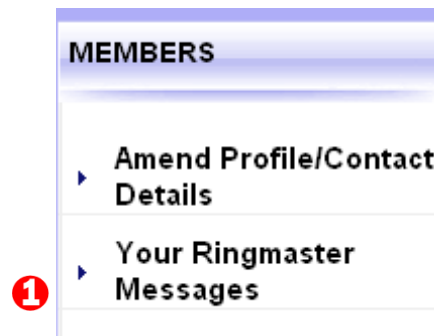


2 Viewing Your Messages

Viewing Messages

Once you have logged in you will be able to view your Ringmaster messages online. The “Members” on the homepage will change to reflect that you are logged in.

1. To view your messages, click on the “Your Ringmaster” Messages link on the Members menu.
2. Pressing the “X” will delete your message from the queue.
3. Pressing the “R” button will allow you to reply to the message. The Ringmaster administrator will receive your reply.
4. Pressing the “P” button will allow you to print the message.



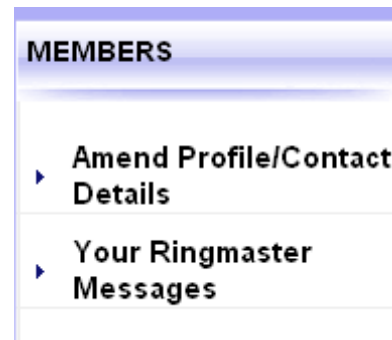
3

Your Profile

Once you have logged in the Safer-Beds website you have the opportunity to edit your profile. You can update your email address, contact details, or your password.

1. Clicking on the “MyProfile” link at the top right part of the page or “Amend Profile/Contact Details” will allow you to change some of your details stored on the Ringmaster system.
2. When you have check your details are correct and you have made the amendments you wish to make, click the “Save” button at the bottom of the form.

1



2



If you have problems

If you have any problem using the system please contact Ringmaster at Bedfordshire Police by email at: Ringmaster@bedfordshire.pnn.police.uk or phone on 01234 275288 or alternatively if you reside in Luton then email ulin.smith@Bedfordshire.pnn.Police.uk or phone on 01582 394023.